

| PSG KPS Siedlce 1 3 MKST Astra Nowa Sól | | | Set | Czas trwania | Wynik częściowy | Wynik |
|---|--|--|-----|--------------|-----------------|-------|
| | | | 1 | 00:23 | 4-8 11-16 14-21 | 17-25 |
| | | | 2 | 00:27 | 7-8 13-16 19-21 | 20-25 |
| | | | 3 | 00:30 | 8-7 16-15 21-20 | 25-23 |
| | | | 4 | 00:28 | 4-8 11-16 14-21 | 22-25 |





| | | | | | |
|--------|-----------|-----------|------------|----------|--|
| Mecz | SDL-NOW-1 | Data | 18/03/2023 | Widzowie | |
| Hala | | Czas | 17:00 | Bilety | |
| Miasto | | Sędziowie | | | |

| | Set | Vote | Punkty | | | Serwis | | | Przyjęcie | | | Atak | | | BK Pts | | | | | | | |
|-----------------------|----------------------|------|------------------------------------|---|----|-----------|-----------|------------|-----------|-----------|-----------|-----------|----------|-------------|--------------|------------|-----------|----------|-----------|------------|-----------|---|
| | | | 1 | 2 | 3 | Tot | BP | W-P | Tot | Err | Pts | Tot | Err | Pos% (Exc%) | | Tot | Err | Blo | Pts | Pts% | | |
| 01 | Kopij Adrian | 5.5 | 4 | 1 | +3 | 7 | . | . | 4 | 1 | 50% (50%) | 4 | . | . | 4 | 100% | . | | | | | |
| 03 | Kubisz Karol | . | . | . | . | . | . | . | . | . | . | . | . | . | . | . | . | | | | | |
| 04 | Długosz Kamil | 5.9 | 4 | 4 | 4 | 13 | 3 | . | 47 | 3 | 47% (17%) | 27 | 4 | 4 | 11 | 41% | 3 | | | | | |
| 05 | Pigłowski Krzysztof | 7.5 | 6 | 6 | 6 | 4 | 1 | . | . | . | . | 1 | . | . | 1 | 100% | . | | | | | |
| 06 | Fenoszyn Piotr | 6.1 | 1 | 1 | +1 | 7 | . | 1 | . | . | . | . | . | . | . | . | . | | | | | |
| 07 | Dobosz Damian | 5.6 | 1 | 1 | 1 | 11 | 2 | . | 22 | . | 36% (9%) | 30 | 1 | 3 | 14 | 47% | . | | | | | |
| 09 | Kufka Mateusz | . | . | . | . | . | . | . | . | . | . | . | . | . | . | . | . | | | | | |
| 11 | L Potera Adrian | . | . | . | . | . | . | . | . | . | . | . | . | . | . | . | . | | | | | |
| 16 | L Waloch Patryk | 5.5 | . | . | . | . | . | . | 13 | . | 62% (31%) | . | . | . | . | . | . | | | | | |
| 17 | Wnuk Kacper | 6.4 | 3 | 3 | 3 | 13 | 4 | 1 | . | . | . | 35 | 3 | 2 | 18 | 51% | 2 | | | | | |
| 20 | Kościółek Arkadiusz | . | . | . | . | . | . | . | . | . | . | . | . | . | . | . | . | | | | | |
| 21 | Walczak Krystian | . | 1 | . | -1 | 4 | 1 | . | . | . | . | 2 | 1 | . | 1 | 50% | . | | | | | |
| 77 | Szczeciński Radosław | 7 | 5 | 5 | 5 | 9 | 1 | . | 1 | 1 | 0% (0%) | 5 | . | . | 3 | 60% | 4 | | | | | |
| 99 | Strulak Jakub | 5.5 | 2 | 2 | 2 | 17 | 4 | 1 | . | . | . | 10 | 1 | . | 2 | 20% | 1 | | | | | |
| Suma zawodnika | | | | | | 67 | 20 | +27 | 85 | 16 | 3 | 87 | 5 | 46% | (18%) | 114 | 10 | 9 | 54 | 47% | 10 | |
| | | | Punkty zdobyte | | | Ser | Atk | Blo | Op | Er | | | | | | | | | | | | |
| Trener | | | Mateusz Grabda | | | Set 1 | . | 12 | 2 | 3 | 18 | 6 | . | 23 | 2 | 52% (17%) | 25 | 2 | 3 | 12 | 48% | 2 |
| Asystent | | | Miroslaw Filimoniuk Kacper Nowicki | | | Set 2 | 1 | 13 | 2 | 4 | 20 | 1 | 1 | 21 | 2 | 24% (14%) | 30 | 3 | 1 | 13 | 43% | 2 |
| | | | | | | Set 3 | 1 | 16 | 3 | 5 | 25 | 3 | 1 | 21 | 1 | 57% (19%) | 27 | 2 | 1 | 16 | 59% | 3 |
| | | | | | | Set 4 | 1 | 13 | 3 | 5 | 22 | 6 | 1 | 22 | . | 50% (23%) | 32 | 3 | 4 | 13 | 41% | 3 |

| | Set | Vote | Punkty | | | Serwis | | | Przyjęcie | | | Atak | | | BK Pts | | | | | | | |
|-----------------------|-----------------------|------|-----------------|---|----|-----------|-----------|------------|-----------|-----------|-----------|-----------|----------|-------------|--------------|------------|----------|-----------|-----------|------------|----------|---|
| | | | 1 | 2 | 3 | Tot | BP | W-P | Tot | Err | Pts | Tot | Err | Pos% (Exc%) | | Tot | Err | Blo | Pts | Pts% | | |
| 01 | Klęk Wiktor | 7 | 5 | 4 | 5 | 14 | 2 | 1 | . | . | . | 33 | 2 | 3 | 20 | 61% | 4 | | | | | |
| 03 | L Kołtowski Krzysztof | . | . | . | . | . | . | . | 7 | . | 43% (29%) | . | . | . | . | . | . | | | | | |
| 04 | L Foltynowicz Patryk | 5.5 | . | . | -1 | . | . | . | 20 | 1 | 30% (10%) | . | . | . | . | . | | | | | | |
| 05 | Busch Sławomir | . | . | . | . | . | . | . | . | . | . | . | . | . | . | . | | | | | | |
| 10 | Pizuński Tomasz | 5.6 | 6 | 5 | 6 | 15 | 3 | 1 | 18 | 1 | 61% (17%) | 32 | 1 | 4 | 15 | 47% | 1 | | | | | |
| 11 | Wołowicz Mateusz | . | . | . | . | . | . | . | . | . | . | . | . | . | . | . | | | | | | |
| 14 | Drzazga Kamil | . | . | . | -1 | 1 | 1 | . | . | . | . | . | . | . | . | . | | | | | | |
| 15 | Kuwaczka Krzysztof | . | . | . | . | . | . | . | . | . | . | . | . | . | . | . | | | | | | |
| 18 | Pranko Vadzin | 6.3 | 4 | 3 | 4 | 17 | 1 | 2 | 2 | . | 0% (0%) | 7 | . | . | 3 | 43% | 2 | | | | | |
| 19 | Skibicki Paweł | 5.5 | 1 | 6 | 1 | 12 | 1 | 1 | . | . | . | 6 | 1 | . | 4 | 67% | 1 | | | | | |
| 20 | Kowalczyk Bartosz | . | . | . | . | . | . | . | . | . | . | . | . | . | . | . | | | | | | |
| 21 | Brzeziński Marcin | 5.5 | 3 | 2 | 3 | 14 | 1 | . | 22 | 1 | 27% (5%) | 24 | 3 | 2 | 10 | 42% | . | | | | | |
| 84 | Jurkojć Łukasz | 7.1 | 2 | 1 | 2 | 24 | 1 | . | . | . | . | 4 | . | 1 | 3 | 75% | 1 | | | | | |
| 99 | Czyrniański Patryk | . | . | . | . | . | . | . | . | . | . | . | . | . | . | . | | | | | | |
| Suma zawodnika | | | | | | 69 | 26 | +39 | 97 | 10 | 5 | 69 | 3 | 38% | (12%) | 106 | 7 | 10 | 55 | 52% | 9 | |
| | | | Punkty zdobyte | | | Ser | Atk | Blo | Op | Er | | | | | | | | | | | | |
| Trener | | | Norbert Śroń | | | Set 1 | 2 | 12 | 3 | 8 | 24 | 1 | 2 | 12 | . | 42% (25%) | 21 | 2 | 2 | 12 | 57% | 3 |
| Asystent | | | Andrzej Krzyśko | | | Set 2 | 2 | 17 | 1 | 5 | 25 | 4 | 2 | 19 | 1 | 37% (0%) | 28 | . | 2 | 17 | 61% | 1 |
| | | | | | | Set 3 | 1 | 16 | 1 | 5 | 23 | 2 | 1 | 22 | 1 | 45% (18%) | 28 | 3 | 3 | 16 | 57% | 1 |
| | | | | | | Set 4 | . | 10 | 4 | 11 | 25 | 3 | . | 16 | 1 | 25% (6%) | 29 | 2 | 3 | 10 | 34% | 4 |

| PSG KPS Siedlce | | | | MKST Astra Nowa Sól | | | | | | | |
|-----------------|------------------|----|-------------------------------------|-------------------------------------|------|-----|------------------|-----------|-----|----------|------|
| Punkty | Przyjęcie | 87 | | Punkty w przyjęciu | | | | Przyjęcie | 69 | Punkty | |
| R w Diff | Punkty SO | 47 | | 1 ATAK PO POZYTYWNYM PRZYJĘCIU (+#) | | | | Punkty SO | 43 | R w Diff | |
| 6 -6 | Co 1.85 przyjęć | | Błędy | Blo | Pts% | Tot | Tot | Pts% | Blo | Błędy | 6 0 |
| 5 +3 | 1 Punkt | | 3 | 1 | 60% | 40 | 26 | 81% | 1 | 1 | 5 +4 |
| 4 -4 | | | 1 ATAK PO NEGATYWNYM PRZYJĘCIU (-!) | | | | | | | | 4 +5 |
| 3 -2 | Serwis | 85 | Błędy | Blo | Pts% | Tot | Tot | Pts% | Blo | Błędy | 3 +1 |
| 2 -4 | Punkty BP | 20 | 5 | 5 | 33% | 36 | 34 | 38% | 2 | 4 | 2 0 |
| 1 -1 | Co 4.25 zagrywek | | Atak po obronie | | | | Co 3.73 zagrywek | | | | 1 +4 |
| | 1 Break point | | Błędy | Blo | Pts% | Tot | Tot | Pts% | Blo | Błędy | |
| | | | 2 | 3 | 47% | 38 | 46 | 46% | 7 | 2 | |

BP Break point
Err Błędy
Pos% Pozytywna +#
W-P Wyg-Przegr
Pts Punkty
Blo Zablokowany
Exc Doskonała

 Zmiana
 Ust. początkowe
 Startowa rotacja
 Rozpoczęli set